



LOTTERY FUNDED

Sampford Brett Village Hall Regd. charity no. 268277



Sampford Brett Village Hall Community Needs Survey

Conducted by

The Community Council for Somerset

17 November 2017

Telephone **01823 331222**

| Email info@somersetccc.org.uk

| www.somersetccc.org.uk



Community Council for Somerset, Victoria House, Victoria Street, Taunton TA1 3JZ

The Community Council for Somerset is a Company Limited by Guarantee,
Registered in England & Wales No. 3541219, and is a Registered Charity No. 1069260



Contents

Background, Aims & Methodology	1
Summary	2-3
Findings: Main Survey	
1. Need for high quality Village Hall	4
2. Frequency of Hall use	5
3. Events/activities attended in the last year	6
4. Future activities of interest	7-8
5. Factors which would influence future use of the Hall	8-9
6. Preferred times for Hall use	9
7. Activities attended outside the village	9
8. Barriers to attending activities in Sampford Brett Village Hall	10
9. Likelihood of hiring the hall	10
10. Willingness to help run new activities/groups	11
11. Local business Hall hire	11
12. Community help offered as the project progresses	12
13. Attitude to Hall's existence	12
14. Demographics	13-15
Findings: Existing User Groups Survey	16-18
Appendices	
Appendix 1: Questionnaire	
Appendix 2: Verbatim comments	
Appendix 3: Full survey results tables	
Appendix 4: Contact details provided & prize draw	
Charts	
Main survey	
Chart 1 Importance of high quality Village Hall	4
Chart 2 Frequency of Hall use	5
Chart 3 Events/activities attended in the last year	6
Chart 4 Most popular future activities	7
Chart 5 Factors which would influence future use of the Hall	8
Chart 6 Best times to use the Hall	9
Chart 7 Barriers to attending activities in Sampford Brett Village Hall	10
Chart 8 Likelihood of Hall hire	10
Chart 9 Willingness to help run new activities/groups	11
Chart 10 Community help offered	12
Chart 11 Location	13
Chart 12 Gender	13
Chart 13 Age	14
Chart 14 Overall household age groups	14
Chart 15 Size of current household	15
User Groups	
Chart 16 Facilities required in refurbished Village Hall	16
Chart 17 User Group help offered	17

Tables

Table 1	User groups: importance of high quality Village Hall	16
Table 2	User groups: frequency of Hall use	16
Table 3	User groups: views on current hire charges	17
Table 4	User groups: age of club members	18

Background

Sampford Brett is a quiet and pleasant village situated at the north-western edge of the Quantock hills less than a mile south of Williton, just off the A358 road to Taunton. The village is ideally placed for those interested in walking and outdoor activities in general, being close to the Quantock hills and Exmoor. The Coleridge Way footpath passes through the village.

The only public spaces for the villagers of Sampford Brett and neighbouring parishes to come together as a community are:

- St George's Church – which has no open space other than the church itself.
- Sampford Brett Village Hall.

The village has a great community atmosphere and there is a huge range of activities taking place, most centred on the village hall.

However, Sampford Brett Village Hall is a prefabricated building, some 41 years old, currently estimated as having 10 to 15 years remaining serviceable life.

The Village Hall Management Committee commissioned this survey to better understand how the Hall is perceived by members of the community and form a specification for a programme of improvements, from major to minor.

Aims

- To gauge the level of community support for the refurbishment of the existing Sampford Brett Village Hall, and establish the level of community engagement through voluntary support of the project as it progresses and beyond completion.
- Identify what facilities would be needed in the improved facility.
- Explore which activities people would like to see offered in future at the Village Hall and measure the level of interest in hiring facilities.
- Establish which activities and groups parishioners currently attend outside the parish and the barriers to taking part in these in the parish.

Methodology

133 paper surveys were distributed to all households in the catchment area of the Village Hall and selected properties in nearby parishes. The survey was also available to complete online. Most were returned by mail in the prepaid envelopes provided, while a small proportion completed the survey online. See Appendix 1 - Questionnaire.

In total 63 valid responses were received giving a 47% response rate. In addition, a separate survey was distributed to 30 User Groups of the Village Hall, with 14 valid responses received (also a 47% response rate).

Research was conducted between 27 October 2017 – 17 November 2017.

The prize draw winner was drawn using a random number calculation from entrants to the draw of both the Main Survey and User Groups Survey on 5 December 2017.

Sampford Brett Village Hall Summary

Demographic data for both surveys:

Main Survey

- From the 133 paper surveys distributed, 63 households participated in the survey, representing 110 **household members overall**. In CCS's experience of conducting similar facilities surveys, the 47% response rate is a strong community response, particularly on a single-issue consultation.
- The outstanding majority live in Sampford Brett (92%), with only 5 people (8%) living elsewhere, all of them on the edge of the parish boundary.
- More than half the respondents are female (55%). 1 in 3 are male (33%) while the remaining respondents chose to answer the survey as a couple.
- 65- 74 year olds are the largest group of respondents (27%), followed by 75-84 years (22%) and 55-64 year olds (21%). Retired respondents outnumber those who are working age (62% vs 38%). None of the respondents were under 25 years.
- When looking at **overall household composition**, 65-74 year olds are narrowly the largest group (25%). They are very closely aligned to 55-64 year olds (23%), and to a lesser extent 75-84yrs (19%).
- Nearly 9 in 10 respondents live in a single or two person household (89%). More than 1 in 3 live alone (36%) with 8 in 10 of them being retirement age.

Existing User Groups Survey

- Of the 30 user groups approached, 14 Village Hall user groups participated in the survey (47% response rate), representing around 235 group members. 4 of the groups have between 26-50 members per group, while the majority of groups have between 10-25 members (6 groups), the remaining 3 groups have under 10 members. 1 of the groups has recently closed due to members moving away and illness.
- Many club members **live locally in the parish and surrounding villages**. Some groups do have members that travel from a wider radius of up to 25 miles in West Somerset, Exmoor area including as far west as Simonsbath and Minehead.
- The largest proportion of club members are over 61-75 years old (51%), while more than 1 in 3 members are aged over 75 (36%).

- The overwhelming majority of respondents **agree that the Village Hall is a valuable village asset** with more than 2 in 5 who strongly agree. Emerging themes from comments are the role that the Village Hall plays in bringing the community together, and the need for updating the current facility to ensure it meets the needs of its current users and to attract new users. The Village Hall appears to be the only facility able to fulfil this community cohesion role, with the local Church (the only other facility) using the Hall as an additional resource for their activities. The large majority, 4 in 5 parishioners would **miss the Village Hall if it was not there**.

All the Village Hall user groups feel that a high quality Village Hall is needed in Sampford Brett – 8 in 10 with strong views. All those answering the question use the Village Hall **because of its location**, and the outstanding majority say they would **miss the Hall if it was not there** (93%).

- A good reflection of community support is that 3 in 4 parishioners have **offered their help if the Village Hall refurbishment project progresses**. Word of mouth, door-to-door distribution of information and help with fundraising events are the strongest ways that these members of the community will show their support.

The outstanding majority of **user groups** would help to support the project, mostly through word of mouth support and helping through fundraising events. Around 1 in 3 would also provide help with organising community events.

- Most parish respondents **currently use Sampford Brett Village Hall** on a regular basis, using it either weekly or monthly. For those answering the question, the strongest **preference for using the Village Hall** is during the week, with evenings being the most popular time. Saturday is also a popular choice with afternoons and evenings being very closely aligned.

2 in 5 **user groups use the Village Hall** monthly or more frequently, with most using the facility on a seasonal or annual basis (57%).

- For **the user groups, the facilities that they would most like to see** in a newly refurbished facility are a kitchen and main hall, improved heating, disabled access and adequate parking. They would also like good storage. The main changes that would make a **difference to their clubs/activities** are improvements to the heating, and the PA system/acoustics. For some the kitchen could be better equipped and larger, toilet facilities improved, and the main Hall's flooring replaced. A flexible Hall area allowing for small meetings while the other part of the Hall is used is also suggested.
- Over 4 in 5 respondents **attended events** at the Village Hall during the last year, with the large majority having attended multiple events. The most popular are plant and cake sales, however, there are a wide variety of events and activities which attract a large proportion of respondents such as Church functions, choir concerts, committee meetings, coffee mornings, exercise classes and private parties to name a few.

Around 3 in 10 have **hired** the Village Hall in the last year, half of them for more than one activity/function. It was hired most frequently for private parties and church functions.

- The majority would **be more likely to attend activities/events** at the Village Hall if there were more activities on offer that interested them. Additionally, larger numbers would be drawn to the facility if there were better acoustics, improved heating and better kitchen facilities. Just 2 respondents run a **local business** that may require hiring facilities. 1 of them would **hire the Hall** for training, while the other would not hire the Hall as they feel that Minehead has better resources to offer.
- There is significant interest in **attending suggested activities** (95% of respondents expressing a preference). The most popular for majority are exhibitions and shows such as flower or craft shows. A large proportion are also interested in gardening, a community cinema, performing arts, social events/clubs. While more than 3 in 10 would like a pop up pub, exercise/fitness classes and a lunch club.
- In terms of **activities attended outside the Parish** respondents have a wide range of interests from sports and the arts, to social and community activities and wider membership of regional and national clubs/societies. Activities mentioned by 3 or more respondents include: Art classes, church/handbells, cinema, dancing (country/Scottish), exercise classes, golf, lunch clubs, Pilates, social club/events, swimming, walking, U3A.
- Of those taking part in groups and activities outside the parish, the sizeable majority do so because **there is currently no activity meeting their need at the Hall** (albeit some activities are less likely to be provided locally e.g. swimming, golf etc.). More than 2 in 5 of those answering the question would be **willing to run or help run new activities and events**.

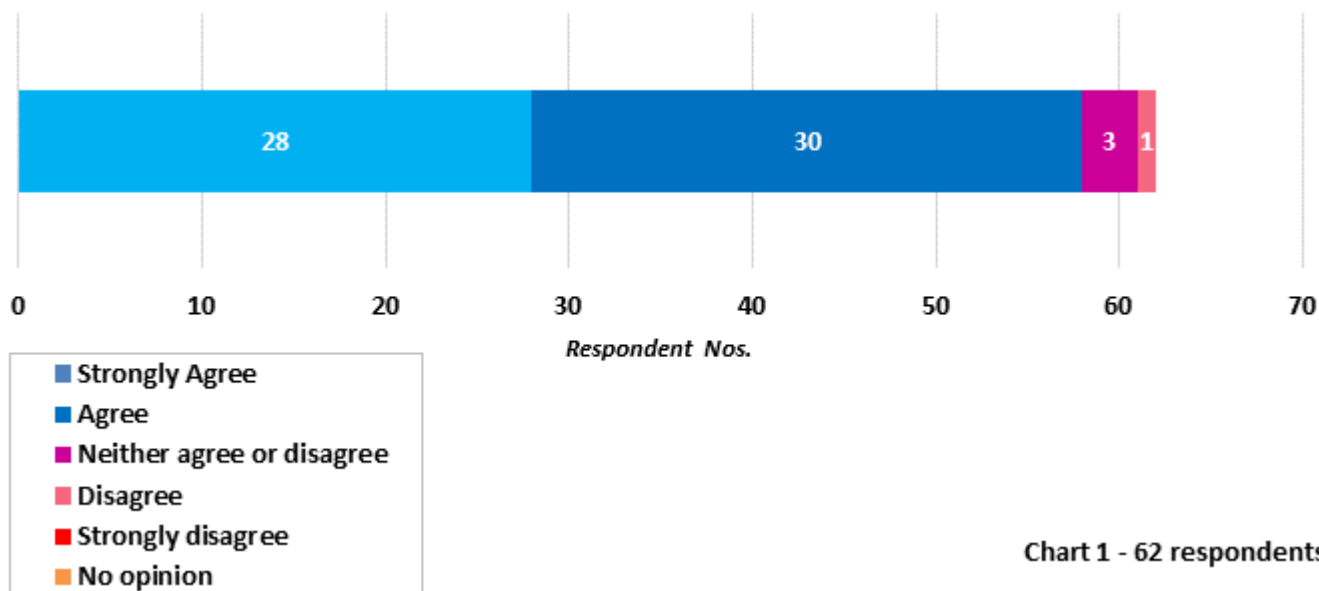
The **cost of attending activities** does not appear to be a factor currently preventing respondents from taking part in activities at the Village Hall.

All the **user groups** consider **the current hire charges** to be at a reasonable level.

Findings

MAIN SURVEY

1. Sampford Brett needs a high quality Village Hall for use by the whole community. To what extent do you agree or disagree that these facilities are needed?

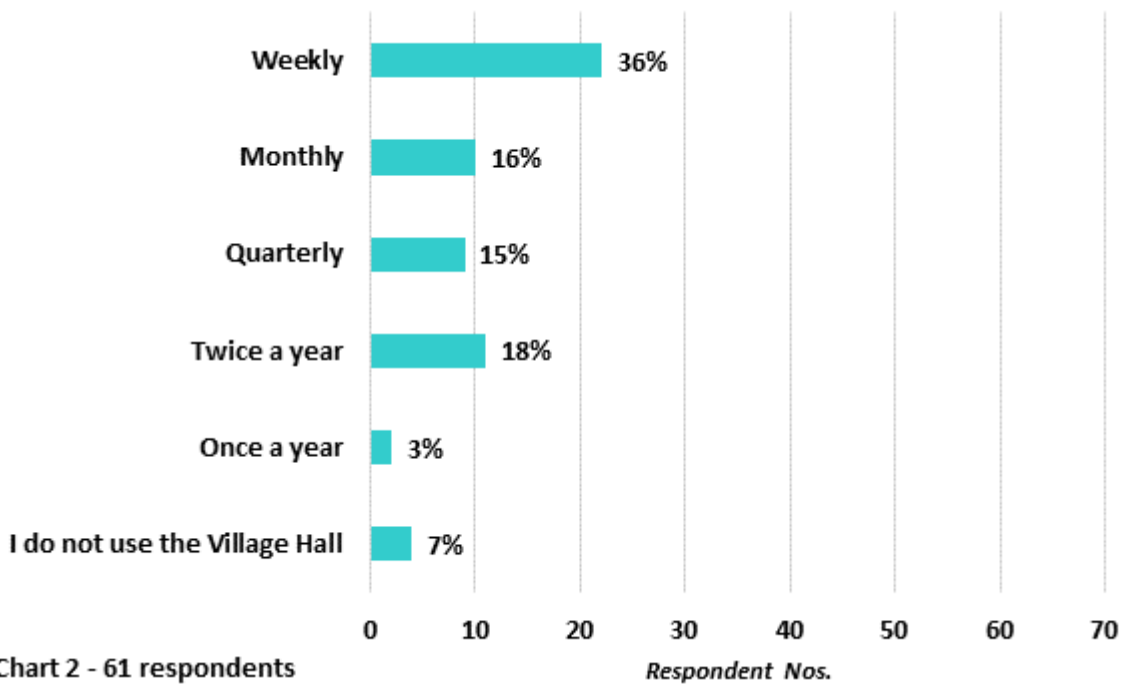


The overwhelming majority of respondents **agree that the community needs a high quality Village Hall** (94% - 58 respondents) with more than 2 in 5 who strongly agree (45%) – Chart 1. Further analysis shows that over half of these respondents are regular users of the village hall (52% using it weekly or monthly – 30 respondents).

Just 3 respondents are ambivalent and one respondent disagreed with the suggestion. Two are regular weekly users of this facility.

15 respondents commented, focusing on the role that the Village Hall plays in bringing the community together, and the need for updating the current facility to ensure it meets the needs of its current users and attract new users. The current Village Hall appears to be the only facility able to fulfil this community cohesion role, with the local Church (the only other facility) using the Hall as an additional resource for their activities. See Appendix 2 for comments.

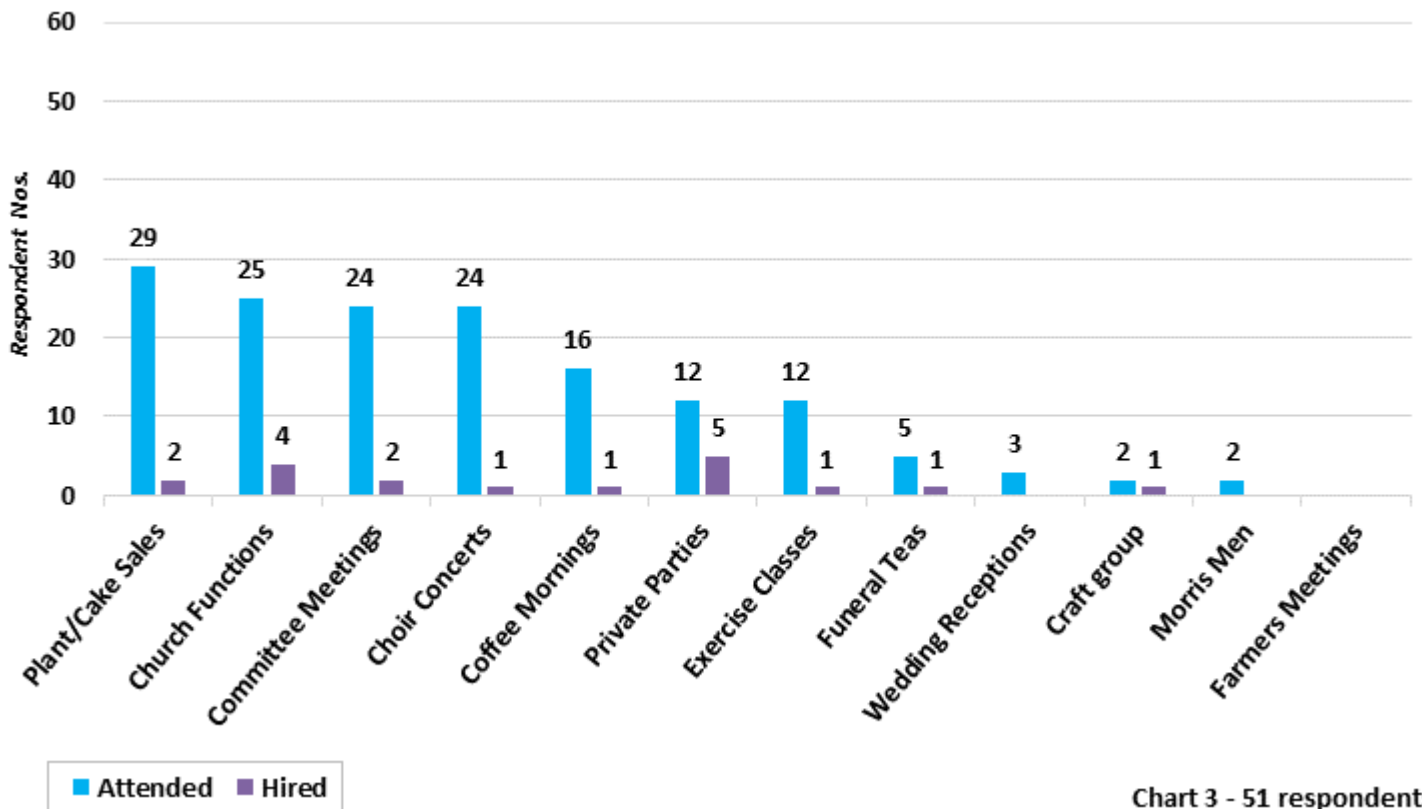
2. How often do you use the Village Hall?



More than 9 in 10 answered the question (97%), and more than half the respondents **currently use Sampford Brett Village Hall** on a regular basis (52% using it weekly or monthly – 32 respondents) – Chart 2.

A smaller proportion use the Village Hall on a quarterly basis (15%), bi-annually (18%) or annually (3%). Of those who do not currently use the Village Hall (7%), further analysis shows that two of them would be interested in using the Hall in future if personal circumstances allow.

3. In the last year, have you hired or been to an event in the Village Hall? (tick all that apply)



The large majority of respondents have **attended events** at the Village Hall over the last year (81% overall - 51 respondents), and a very large number of them have attended multiple events (84% - 43 respondents). Around 3 in 10 respondents have **hired** the Village Hall in the last year (29% - 18 respondents) – Chart 3.

The most frequently attended events are Plant and Cake Sales where nearly 6 in 10 respondents attend (57% - 29 respondents). The venue has also been used for other community gatherings such as Church functions (49%), and choir concerts (47%) and for committee meetings (47%). Around 3 in 10 attend coffee mornings (31%), while a smaller proportion attend exercise classes or use the hall for private parties (24% in each case). The hall is used infrequently by respondents for funeral teas (10%), wedding receptions (6%), craft group and Morris Men (4% in each case). Farmers meetings which were listed in the question were not attended by any of the respondents.

The Village Hall was hired most often for Private Parties (5 respondents). It was also hired for Church Functions (4 respondents) and for plant/cake sales and committee meetings (2 respondents in each case).

4. What types of activities would you or someone in your household be interested in attending at the Village Hall?

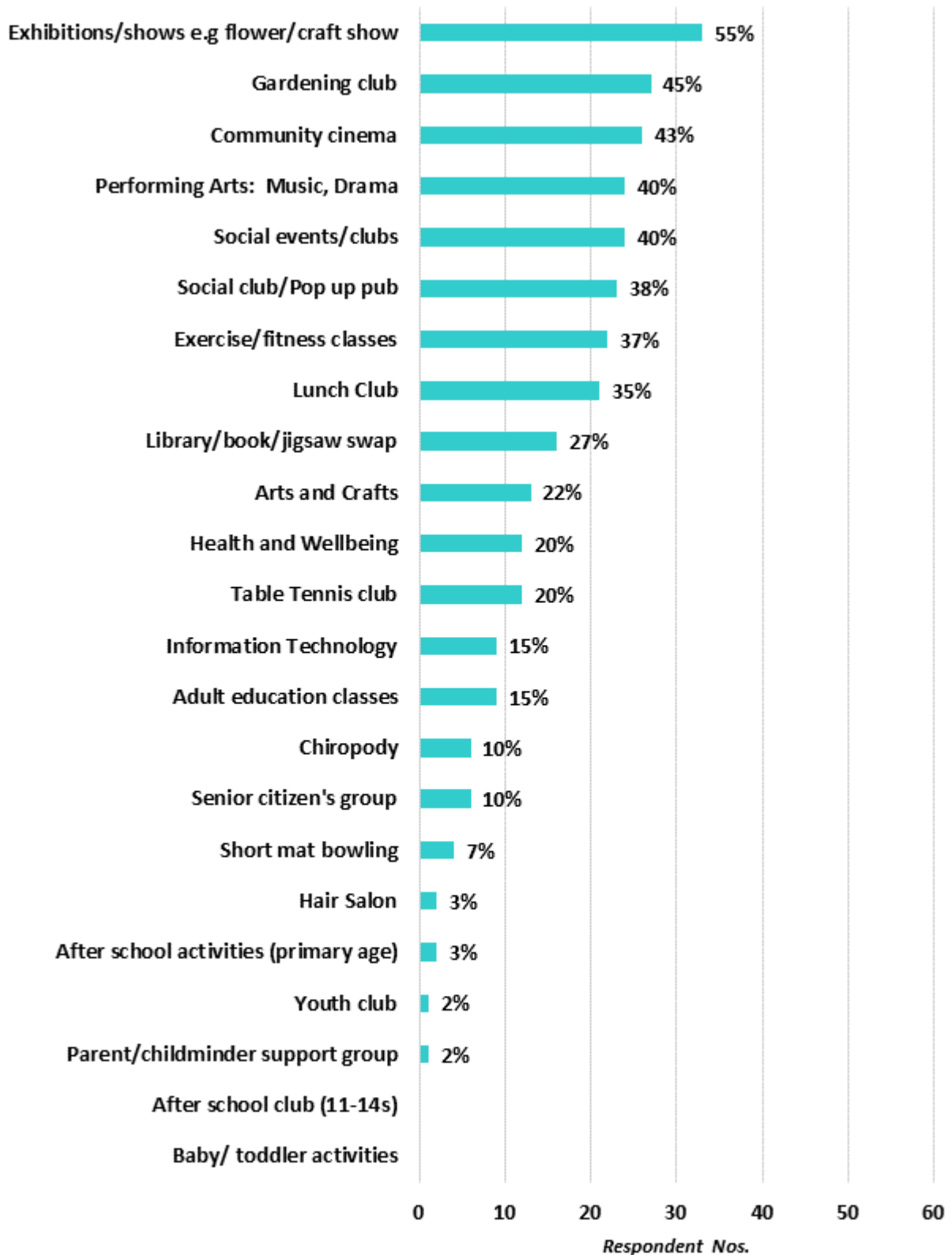


Chart 4 - 60 respondents

Nearly all respondents answered the question, and there is **significant interest in attending suggested activities at the Village Hall** (95% - 60 respondents). The majority of respondents and possibly members of their households are interested in exhibitions and shows at the Village Hall (55% - 33 respondents) – Chart 4.

More than 4 in 5 also like to attend a gardening club (45%), community cinema (43%), social events and performing arts events (40% in each case). While more than 3 in 10 have an interest in pop up pub (38%), exercise/fitness classes (37%) and a lunch club (35%).

Other activities of interest to 5 or more respondents are a library/book/jigsaw swap (27%), Arts and crafts (22%), table tennis and activities around health and wellbeing (20% in each case).

Smaller numbers showed interest in adult education classes (15%), information technology (15%), senior citizen’s group (10%), senior citizens group (10%), chiropody (10%) and short mat bowling (7%). Activities for younger people received some interest but there was no support for baby/toddler activities or an after school club for 11-14 year olds. There was some interest in an after school club for primary aged children (3%) and a Hair Salon (3%). One individual would support a parent/childminder support group (2%), and another would like to see a youth club (2%).

Respondents were asked to give more detail on the type of events/classes they may attend and these are listed in Appendix 2. Health, activity and fitness classes, particularly Pilates, Yoga and Country Dancing are mentioned frequently. It was also suggested that replacing the carpet with wooden floor would improve the experience for dancers.

5. What would make you more likely to attend activities/events at the Village Hall? (tick any)

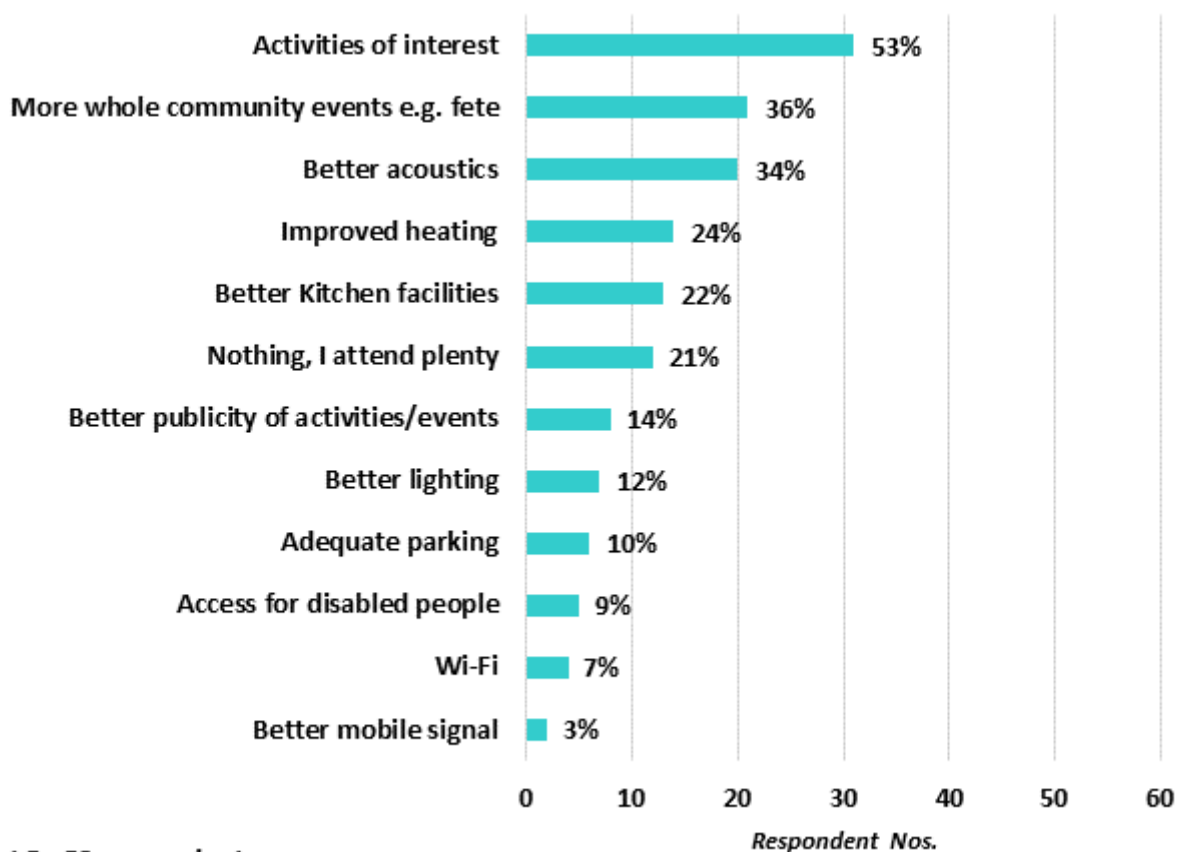


Chart 5 - 58 respondents

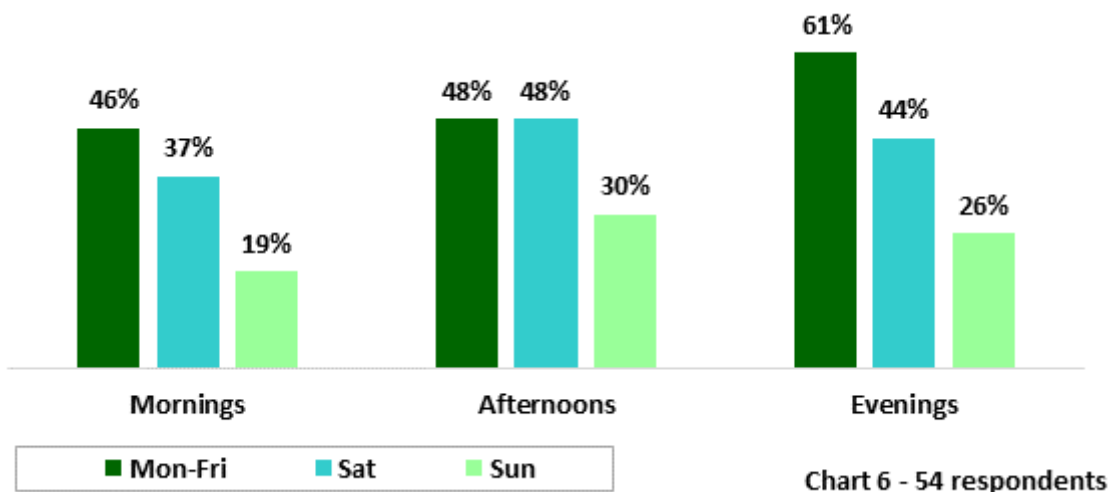
The majority would be **more likely to attend activities/events at the Village Hall if there were more activities on offer that interested them** (53% - 31 respondents). Additionally, larger numbers would be drawn to the facility if there were better acoustics (34%), improved heating (24%) and better kitchen facilities (22%) – Chart 5.

Just over 1 in 5 indicate that they currently attend plenty of activities and need no more incentive to attend the Village Hall (21%).

For a smaller proportion, better publicity of events (14%), improved lighting (12%), adequate parking (10%) and improved access to the building (9%) would encourage them to attend more activities and events at the Hall. While improved Wi-Fi (7%) and better mobile signal (3%) were important to only a very small number of respondents.

16 respondents commented further (28%), with a focus on condition of the Hall, the noise levels and equipment. See Appendix 2.

6. Thinking about activities in the Hall, what days and time suit you best to attend events?



Most respondents gave an indication of the **best times for them to use the Village Hall** (86%). The outstanding majority would like to use the Village Hall on weekdays (98% - 53 respondents) with strongest preference being for evening activities (61% - 33 respondents) – Chart 6.

Saturday is also a popular choice for nearly 7 in 10 (69% - 37 respondents) with afternoons and evenings being very closely aligned (48% v 44% respectively).

Sunday is most convenient for 2 in 5 respondents (40% - 22 respondents), again with afternoons and evenings being very closely aligned (30% v 26% respectively).

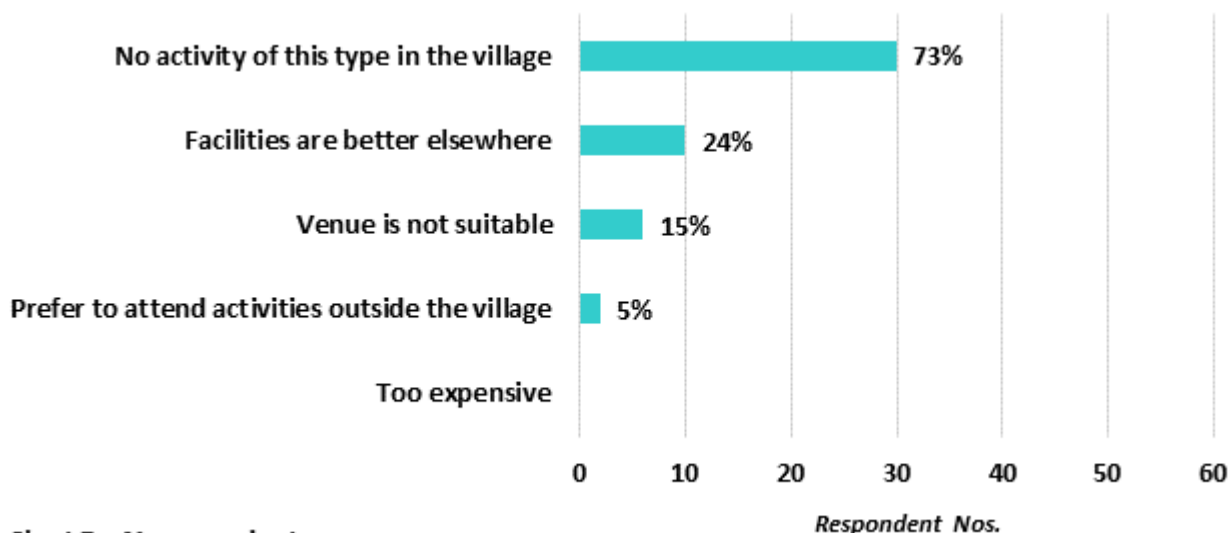
7. What activities/groups do you attend *outside* the village?

Nearly 4 in 5 respondents listed more than 120 **activities which they, or members of their household take part in outside the village** (79% - 50 respondents). The most commonly attended activities are sporting and fitness related, including specific fitness classes, swimming, badminton, bowls, dancing, Pilates and a variety of sports. Country and Scottish dancing are notably popular activities. Art related events and exhibitions, music, concerts, cinema and theatre visits appear popular pastimes with events specifically for children and young people also mentioned. Additionally, a wide variety of other clubs and miscellaneous activities are also mentioned. A full list of comments is shown in Appendix 2.

13 respondents did not answer the question, and a further 8 respondents indicate that they do not currently attend any activities outside the village.

An additional respondent commented that lack of transport prevents them from getting involved in activities outside of Sampford Brett parish.

8. What prevents you from attending this kind of activity in Sampford Brett?

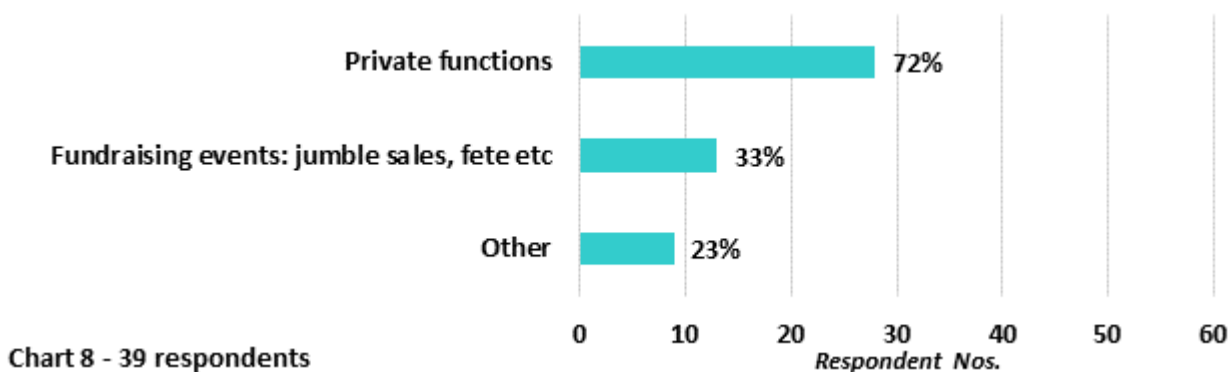


For the 2 in 3 respondents answering the question (65% - 41 respondents), the sizeable majority **do not attend their chosen activities at Sampford Brett Village Hall as there is no activity of this type available in the village** (73% - 30 respondents) – Chart 7.

Around 1 in 4 feel that the facilities are better elsewhere (24%). While the minority attend activities elsewhere because of the lack of suitable venue (15%), or preferring to attend activities outside the village (5%). No respondents are prevented from attending activities at the Village Hall because of their cost.

Additional comments were made by 11 respondents. Timing of event/activities was raised by 3 respondents, and 2 respondents felt that these could be advertised more widely. All comments can be found in Appendix 2.

9. Would you be likely to hire the Village Hall for any of the following?



Having set the scene in the introduction of the survey regarding the possibility of refurbishing the Village Hall, respondents were asked how likely they would be to hire the Hall in future. Given the previous line of questioning, respondents' answers are likely to reflect their views following a refurbishment, not in the Village Hall's current condition.

Around 6 in 10 answered the question (62% - 39 respondents), and the outstanding majority of them would be **likely to hire the Hall** for private functions (72% - 28 respondents) – Chart 8. Additionally, 1 in 3 are likely to hire the Hall for fundraising events, such as jumble sales (33%).

9 respondents commented, 2 had hired the Hall in the past, 2 others describe private functions and 1 a community musical event. 4 respondents are unlikely to hire the Hall. See Appendix 2 for comments.

10. Would you be willing to run, or help to run, new activities/events using your skills, experience and interests? (tick any)

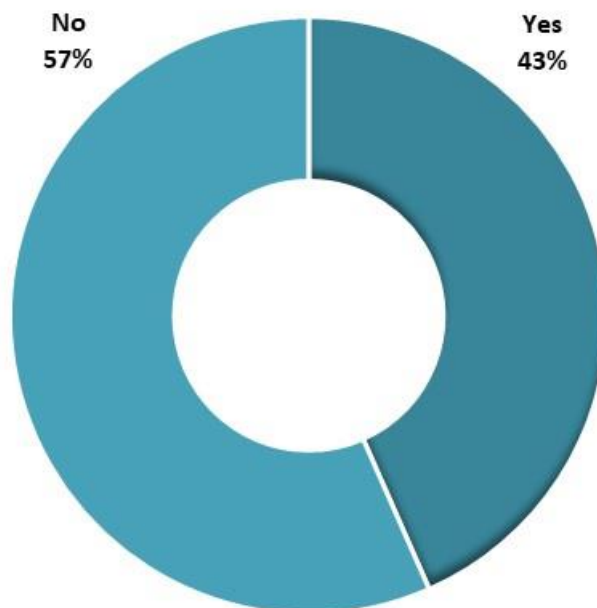


Chart 9 - 53 respondents

Of those who answered this question, **more than 2 in 5 respondents would be willing to run or help run new activities and events** (43% - 23 respondents) – Chart 9.

11. If you run a local business or work for an organisation or group, would you be interested in hiring the hall for any of the following? (tick any)

Just 2 respondents answered this question. 1 of them would hire the Hall for training, while the other would not hire the Hall as they feel that Minehead has better resources to offer.

12. What help might you be able to give as we progress with the project? (tick any)

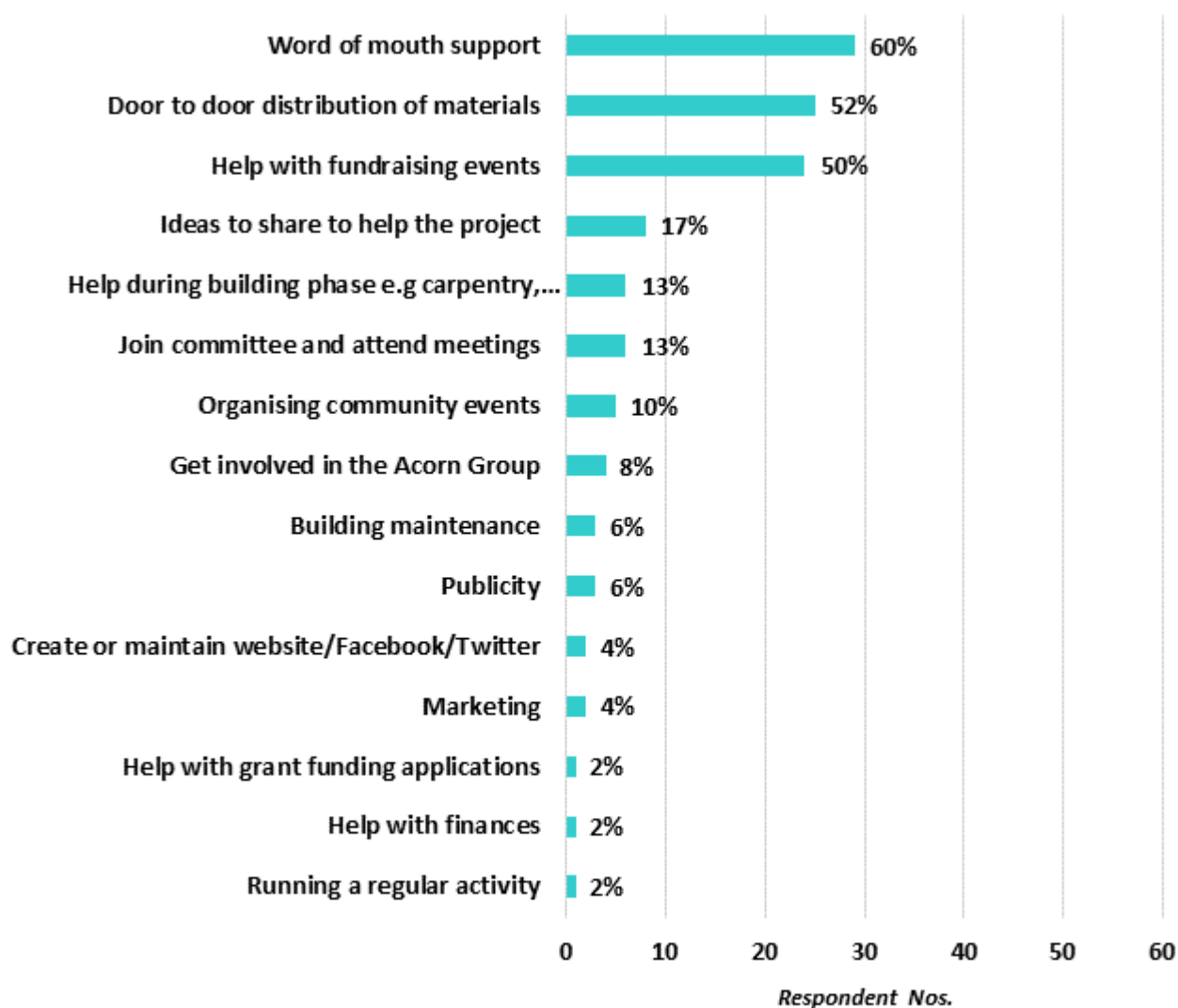


Chart 10 - 48 respondents

3 in 4 respondents offered help as the new Hall project progresses (76% - 48 households). Word of mouth support is the strongest way in which these members of the community would show support (60% - 29 respondents) – Chart 10. While around half the respondents will also help with door to door distribution of information (52%) and help with fundraising events (50%). Other help offered by 5 or more respondents includes:

- Sharing ideas to help the project
- Practical help during the building phase (electrical, kitchen fitting, painting and general DIY)
- Joining the Committee and attending meetings
- Organising community events

Nearly 2 in 5 respondents have provided their contact details in relation to helping in future (38% -24 respondents). Their details can be found in Appendix 4.

A small number of additional comments relating to the question can also be found in Appendix 2.

13. Would you miss the Village Hall if it wasn't there?

This question was answered by all respondents, however 5 replies contained ticks in both boxes and were not included in the statistics. The large majority, 4 in 5 parishioners would miss the Village Hall if it was not there (81% - 47 respondents).

DEMOGRAPHICS

Do you live in Sampford Brett?

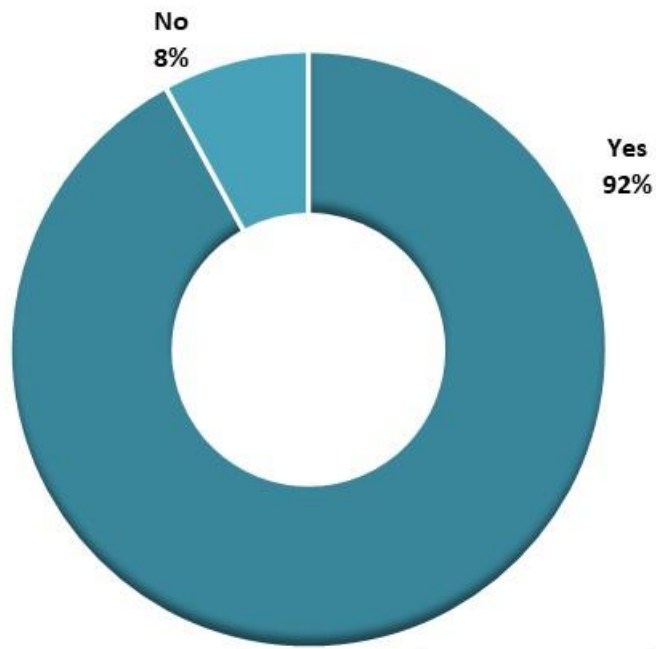


Chart 11 - 63 respondents

The outstanding majority live in Sampford Brett (92% - 58 respondents), with only 5 people (8%) living elsewhere, all of them on the edge of the parish boundary – Chart 11.

Gender

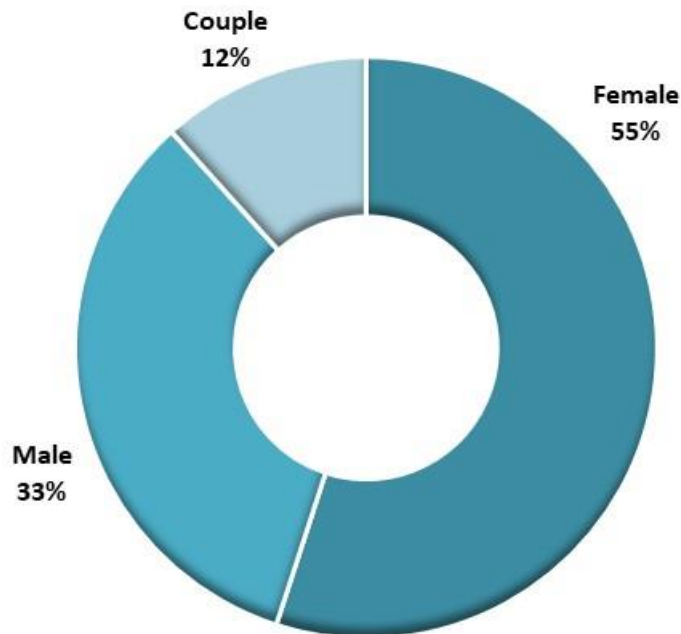


Chart 12 - 60 respondents

Of those answering the question, more than half are female (55% - 33 respondents). 1 in 3 are male (33% - 20 respondents). While some respondents chose to answer the survey as a couple (12% - 7 respondents) – Chart 16.

How old are you?

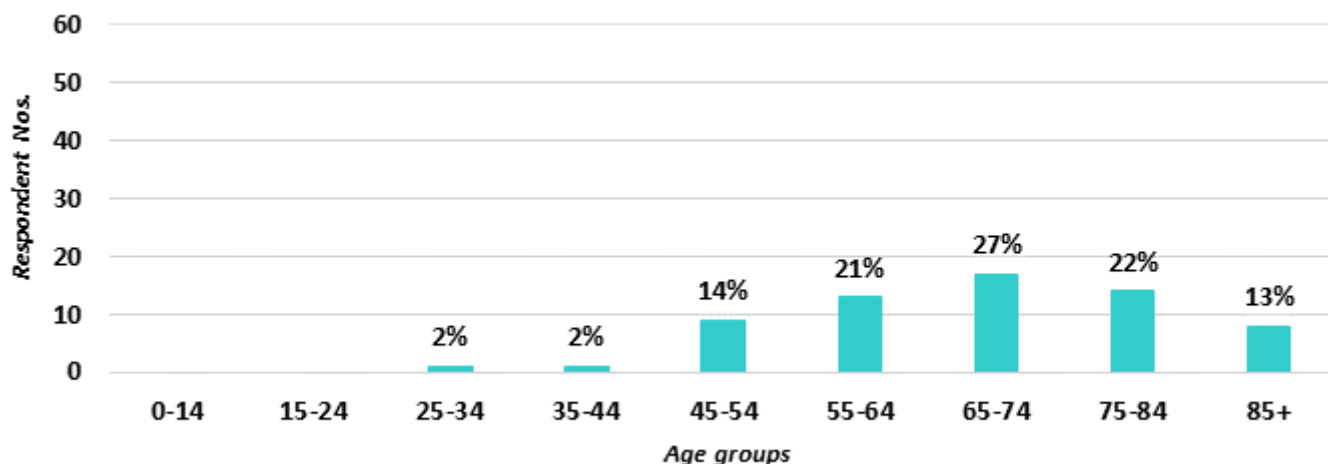


Chart 13 - 63 respondents

65-74 year olds are the largest group of respondents (27% - 17 respondents), followed by 75-84 year old (22%) and 55-64 year olds (21%). More than 1 in 10 respondents are over 85 years old (13%). No young people took part (aged 24 and under). Over 6 in 10 respondents are of retirement age (65+yrs: 62% - 39 respondents), compared to those of working age (<65 years: 38% - 24 respondents) – Chart 13.

How many people live in your home in the following age groups?

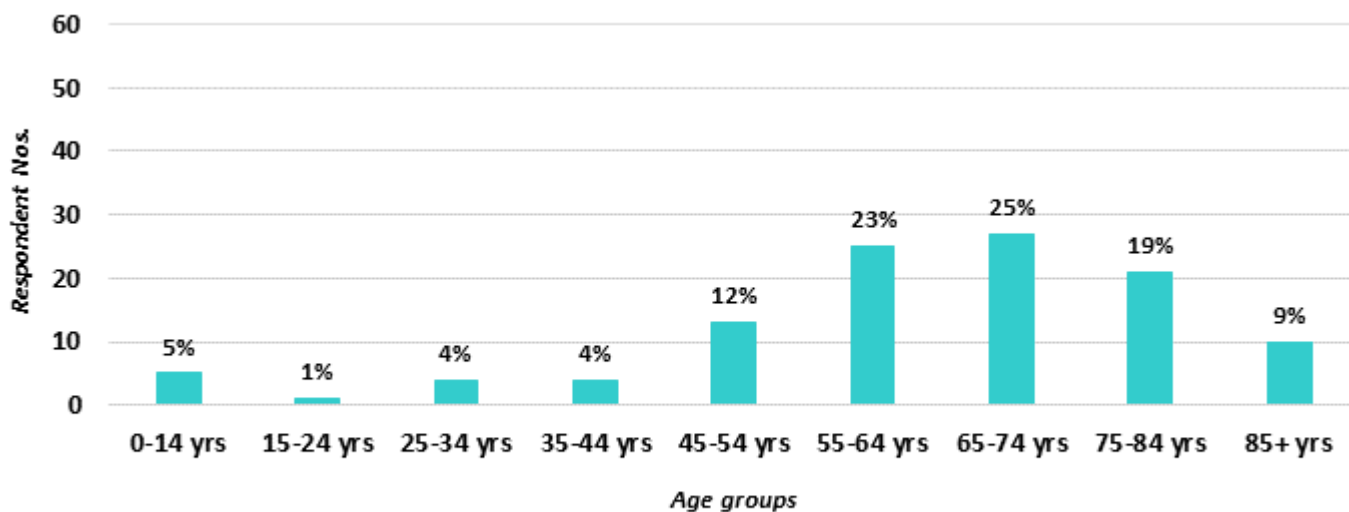


Chart 14 - 61 respondents representing 110 household members overall

When looking at overall household composition, 65-74 year olds are narrowly the largest group (25% - 27 people) – Chart 14. They are very closely aligned to those who are 55-64yrs (23%) and to a lesser extent 75-84yrs (19%). 45-54 year olds comprise 12% of all respondents, while under 1 in 10 are 85+ years (9%). Very few of these residents are in the younger age groups, 25-34 and 35-44 year olds (4% in each case), and just 6% are 0-14 year olds.

Further analysis shows that just 4 households are families with children or young people.

Additional analysis – household size

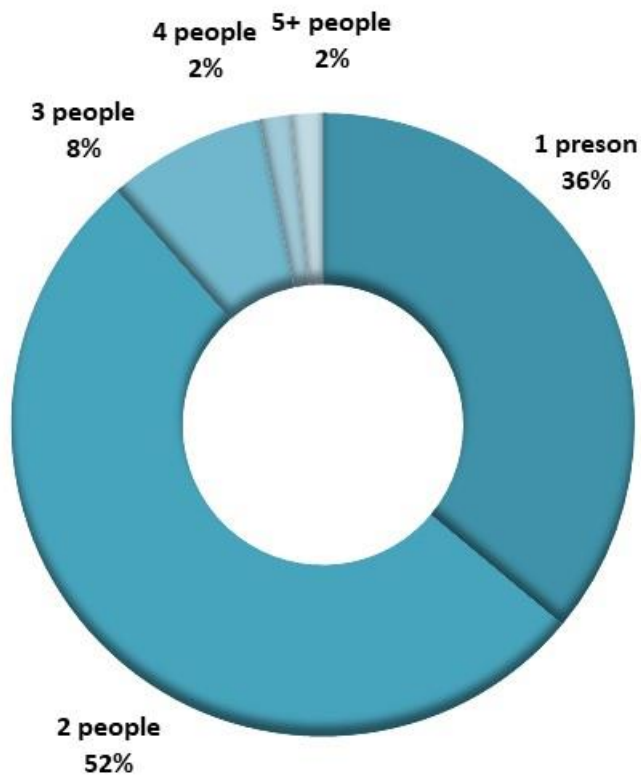


Chart 15 - 61 respondents

Nearly 9 in 10 of respondents live in a single or two person household (89%) – Chart 15.

More than 1 in 3 live alone (36% - 22 respondents). Further analysis shows that nearly 8 in 10 of them are retirement age (65+ - 6 respondents; 75+ - 5 respondents, 85+ - 6 respondents).

Additional comments

Around 1 in 3 respondents made additional comments about their views and issues raised in the survey. All comments can be found in Appendix 2.

Findings

EXISTING USER GROUPS SURVEY

14 user groups representing around 235 group members.

1. All the Sampford Brett Village Hall user groups organisers agree that a **high quality village hall for use by the whole community is needed**. The large majority strongly agree with this statement (79% - 11 respondents)– Table 1.

Table 1 – User groups - importance of high quality Village Hall – 14 respondents

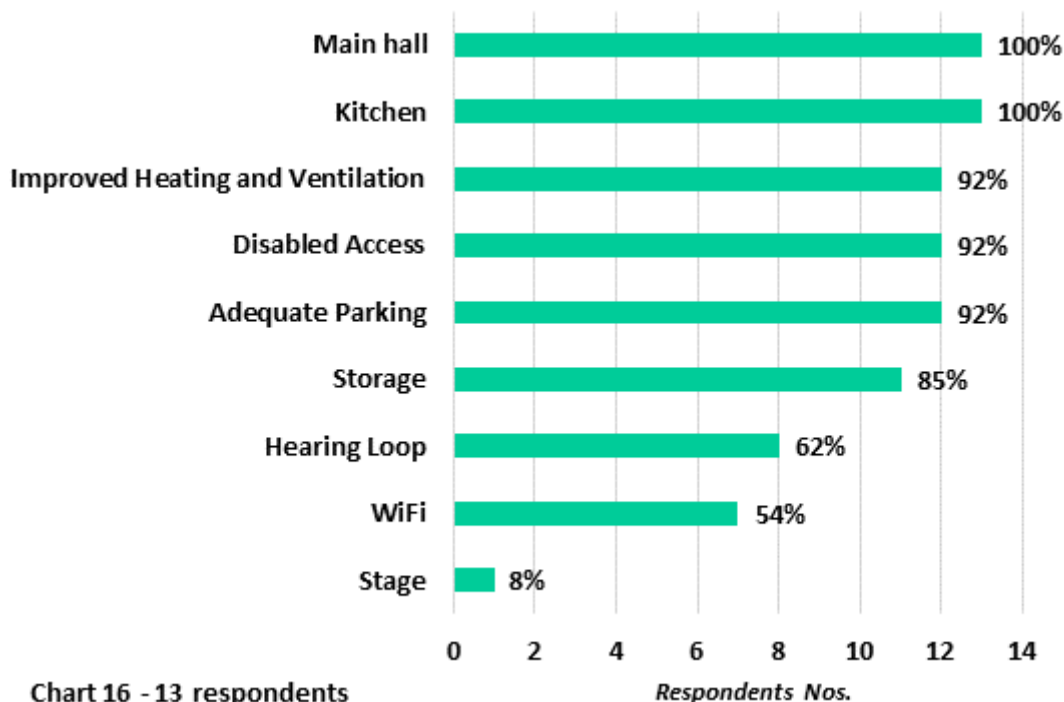
Strongly agree	Agree	Neither agree or disagree	Disagree	Strongly disagree	No opinion
11	3	0	0	0	0

2. All user groups taking part use the Village Hall, with around 2 in 5 **using the Village Hall** regularly (monthly or more often 43% - 6 groups). However, the small majority use the Hall on a seasonal or annual basis (57% - 8 groups) – Table 2.

Table 2 – User groups – frequency of Village Hall use – 14 respondents

Weekly	Fortnightly	Monthly	Seasonally	Annually	Do not use
2	2	2	3	5	0

3. In terms of **facilities that would improve the Village Hall**, all respondents answering the question (13) feel that there should be a kitchen and main hall. The large majority would also like improved heating and ventilation, disabled access and adequate parking (92% - 12 user groups). The large majority would also like sufficient storage facilities (85%). The majority also feel that a hearing loop and to a lesser extent Wi-Fi would also improve the Hall. Only 1 user group feels the Hall would be improved by the addition of a stage – Chart 16. In addition, ‘other’ comments included improvements to the PA system, digital projector and screen, comfortable seating, a fridge freezer for the kitchen, disabled toilet, room divider. All comments are listed in Appendix 2.

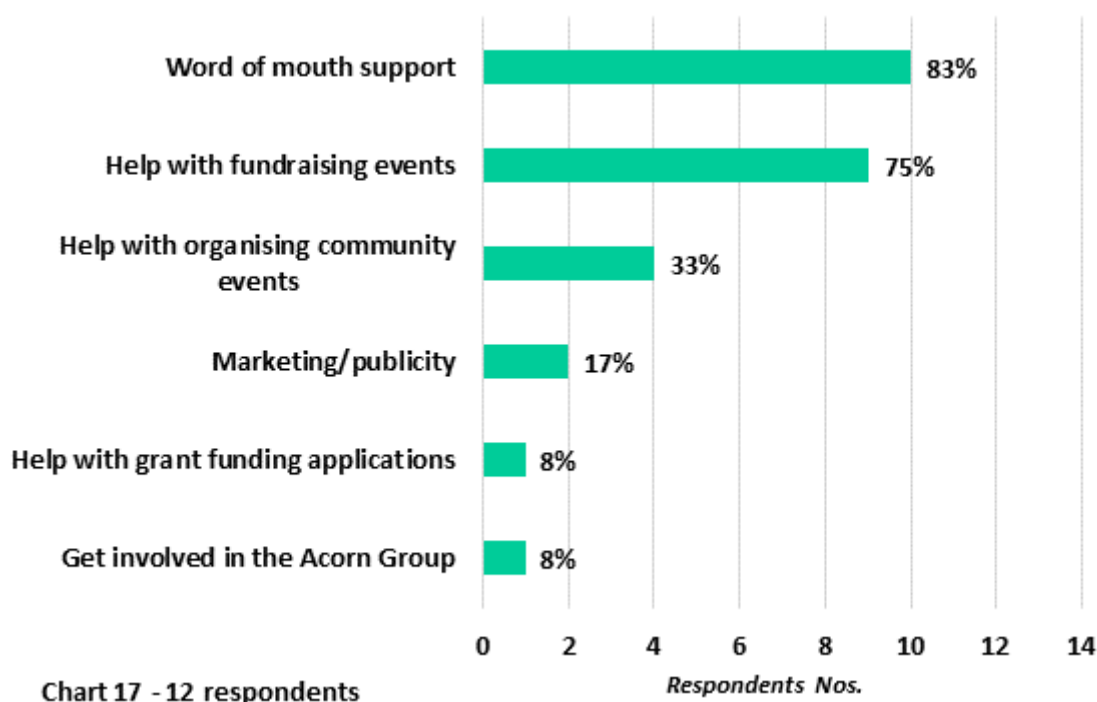


4. 7 in 10 user groups commented about changes that would make a **difference to their clubs/activities** (71% - 10 respondents). The largest proportion commented about heating, while others mentioned improvements to the PA system and acoustics of the Hall. Some respondents would like a larger, better equipped kitchen with a modern high-speed dishwasher. Other improvements sought are better toilet facilities particularly for the disabled, an improved disabled front entrance access, improvements to the flooring in particular to accommodate dancing, a more flexible Hall space perhaps with partitioning allowing for small meetings while the main Hall is in use, a display rail for exhibitions, more storage space and double glazing. One respondent suggested extending the Hall over the passage on the North side. See Appendix 2 for all comments.
5. All user groups feel that **the current hire charges** are at a reasonable level – Table 3. One respondent commented that the charges could be higher.

Table 3 – User groups – views on current hire charges – 14 respondents

Yes	No	Don't know	Other
14	0	0	0

6. The outstanding majority of user groups would **help support the project** (86% - 12 respondents). Most of them through word of mouth support and helping through fundraising events (83% and 75% in each case) – Chart 17. 1 in 3 would help with organising community events, while others would help with marketing/publicity, grant funding applications or would get involved with the Acorn Group. Full details of help offered can be found in Appendix 4.



7. When asked whether they **knew of any other clubs that might wish to use the Village Hall in future** if the building were modernised, 2 user groups said 'yes'. They commented:
 - 'Instinctive feeling that other groups would book but can't name specific ones at this stage'
 - 'Private parties might be interested'
8. Of those answering the question (93% - 13 respondents), all respondents use **Sampford Brett Village Hall because of its location**.

9. The outstanding majority of user groups would **miss the Village Hall if it was not there** (93% - 13 respondents). Just 1 respondent has the opposite view, however, they did agree with the statement at the beginning of the survey asking whether Sampford Brett needs a high quality Village Hall.

10. Sampford Brett Village Hall Users Detail and Demographics

Archive Group, Church PCC, Dressmaking, Gardening Club, Quantock Cantabile, Quantock Towers Benefice Praise, Sampford Brett Folk Dance Group, Sampford Brett Friday Club, Sampford Brett Parish Council, Sampford Brett Soup Club, Sampford Singers, Stitches 'n Yarns, Watchet and District Audio Group, West Somerset Morris Men and Border all took part in the survey.

The majority of groups have between 10-25 members (6 groups), while the largest groups 26-50 members (4 groups), the remaining 3 groups answering the question have less than 10 members. Further investigation shows in total this represents 235 group members.

Many club members **live locally in the parish and surrounding villages**, however, 5 of user groups do have members travelling from a wider radius of up to 25 miles in the West Somerset, Exmoor area including as far west as Simonsbath and Minehead.

The largest proportion of user groups' members are between 61-75 years (51% - 121 members). More than 1 in 3 members are aged over 75 (36% - 85 members). Just 1 in 10 are working age 41-60 years (27 members), while there are minimal children (just 2 members) – Table 4.

Table 4 – User groups – age of club members – 13 respondents

Under 11	11-16	17-20	21-40	41-60	61-75	75+
2	0	0	0	27	121	85

ADDITIONAL COMMENTS

Without the use of the village hall there would be no gardening club. This would be a great sadness to many of our members and the rest of the community who enjoy the annual village show organised by the club.

Members of the PCC excludes events organised by Parish Council e.g. Village Welcome meeting.

Group not meeting at present as of 10-11-17.

The group has had to close due to members moving away and illness.

MAIN SURVEY



Sampford Brett Village Hall Community Survey



Have YOUR say about YOUR Village Hall and a chance to win £50! Closing date 17th November 2017

As you may know, our Village Hall is a prefabricated building, some 41 years old, currently estimated as having 10 to 15 years remaining serviceable life.

The Village Hall Management Committee (VHMC) is undertaking a review of the Hall to identify issues and opportunities concerning improvements needed or desired in the short, medium and long terms. Key to this work is an understanding of how the Hall is perceived and experienced by you and everyone else in the community, so that we can form a specification for a programme of improvements, which could range from minor to major!

We've been successful in securing Big Lottery Funding for a feasibility stage to

- conduct a Technical Survey of the Hall so that we understand the challenges and timescales within which we have to operate
- conduct a survey of the Community to understand your expectations
- conduct a survey of the groups who hire the Hall to understand their expectations

The project is being taken forward by a set of volunteers called the Acorn Group ("... from small Acorns ...") and the broad plan is to conduct the feasibility stage, identify options and recommend one of these to the VHMC; this will then form the basis of a next stage of work, to plan and implement the selected option.

Your views are very important! Please take a few minutes to complete this questionnaire as without knowing what you expect from the Hall, it will be difficult to ensure we procure the right solution. It would also be exciting to know who would like to be involved with the project as it progresses, and how.

As an inducement and to show how much we really do need you to take part, all completed questionnaires will be entered into a draw with a £50 cash prize!

Thank you in advance
Sampford Brett Acorn Group

Sampford Brett Village Hall is a registered charity (no. 268277)

Please tick the answers you think are relevant and add your own ideas if you wish.

1. Sampford Brett needs a high quality Village Hall for use by the whole community. To what extent do you agree or disagree that these facilities are needed?

- | | |
|---|--|
| <input type="checkbox"/> Strongly agree | <input type="checkbox"/> Disagree |
| <input type="checkbox"/> Agree | <input type="checkbox"/> Strongly disagree |
| <input type="checkbox"/> Neither agree nor disagree | <input type="checkbox"/> No opinion |

Please tell us more _____

2. How often do you use the Village Hall?

- | | |
|------------------------------------|--|
| <input type="checkbox"/> Weekly | <input type="checkbox"/> Twice a year |
| <input type="checkbox"/> Monthly | <input type="checkbox"/> Once a year |
| <input type="checkbox"/> Quarterly | <input type="checkbox"/> I do not use the village hall |

3. In the last year, have you hired or been to an event in the Village Hall? (Please tick all that apply)

	Hired	Attended
Wedding Receptions	<input type="checkbox"/>	<input type="checkbox"/>
Funeral Teas	<input type="checkbox"/>	<input type="checkbox"/>
Private Parties	<input type="checkbox"/>	<input type="checkbox"/>
Coffee Mornings	<input type="checkbox"/>	<input type="checkbox"/>
Church functions (harvest suppers, drinks after Carols etc)	<input type="checkbox"/>	<input type="checkbox"/>
Plant & cake sales	<input type="checkbox"/>	<input type="checkbox"/>
Craft group	<input type="checkbox"/>	<input type="checkbox"/>
Farmers Meetings	<input type="checkbox"/>	<input type="checkbox"/>
Exercise Classes	<input type="checkbox"/>	<input type="checkbox"/>
Committee Meetings	<input type="checkbox"/>	<input type="checkbox"/>
Morris Men	<input type="checkbox"/>	<input type="checkbox"/>
Choir concerts	<input type="checkbox"/>	<input type="checkbox"/>

4. What types of activities would you or someone in your household be interested in attending at the Village Hall? (tick any)

- | | |
|---|--|
| <input type="checkbox"/> Lunch club | <input type="checkbox"/> Baby/toddler activities |
| <input type="checkbox"/> Social events/clubs (tell us below) | <input type="checkbox"/> Parent/childminder support group |
| <input type="checkbox"/> Exercise/fitness classes (tell us below) | <input type="checkbox"/> After school activities (primary age) |
| <input type="checkbox"/> Exhibitions/shows e.g. flower/craft show | <input type="checkbox"/> After school club (11-14s) |
| <input type="checkbox"/> Senior citizen's group | <input type="checkbox"/> Youth club |
| <input type="checkbox"/> Short mat bowling | <input type="checkbox"/> Adult education classes (tell us below) |
| <input type="checkbox"/> Gardening club | <input type="checkbox"/> Community cinema |
| <input type="checkbox"/> Table Tennis club | <input type="checkbox"/> Library/book/jigsaw swap |
| <input type="checkbox"/> Arts & crafts (tell us below) | <input type="checkbox"/> Performing Arts: Music, Drama |
| <input type="checkbox"/> Social club/ Pop up Pub | <input type="checkbox"/> Information Technology |
| <input type="checkbox"/> Health and Well-being | <input type="checkbox"/> Hair Salon |
| <input type="checkbox"/> Chiropody | |
| <input type="checkbox"/> Other (please tell us) _____ | |

5. What would make you more likely to attend activities/events at the Village Hall? (tick any)

- | | |
|--|--|
| <input type="checkbox"/> Nothing, I attend plenty | <input type="checkbox"/> Access for disabled people |
| <input type="checkbox"/> Activities of interest | <input type="checkbox"/> Better Kitchen facilities |
| <input type="checkbox"/> Better acoustics | <input type="checkbox"/> Better lighting |
| <input type="checkbox"/> Better publicity of activities/events | <input type="checkbox"/> Better mobile signal |
| <input type="checkbox"/> Wi-fi | <input type="checkbox"/> Adequate parking |
| <input type="checkbox"/> Improved heating | <input type="checkbox"/> More whole community events e.g. fete |

Please tell us more _____

6. Thinking about activities in the Hall, what days and time suit you best to attend events?

	Monday-Friday	Saturday	Sunday
Mornings	<input type="checkbox"/>	<input type="checkbox"/>	<input type="checkbox"/>
Afternoons	<input type="checkbox"/>	<input type="checkbox"/>	<input type="checkbox"/>
Evenings	<input type="checkbox"/>	<input type="checkbox"/>	<input type="checkbox"/>

7. What activities/groups do you attend outside the village? _____

8. What prevents you from attending this kind of activity in Sampford Brett?

- | | |
|--|--|
| <input type="checkbox"/> No activity of this type in the village | <input type="checkbox"/> Too expensive |
| <input type="checkbox"/> Venue is not suitable | <input type="checkbox"/> Prefer to attend activities outside the village |
| <input type="checkbox"/> Facilities are better elsewhere | <input type="checkbox"/> Other _____ |

9. Would you be likely to hire the Village Hall for any of the following?

- | | |
|---|--|
| <input type="checkbox"/> Private functions | <input type="checkbox"/> Fundraising events: jumble sales, fete etc. |
| <input type="checkbox"/> Other (please tell us) _____ | |

10. Would you be willing to run, or help to run, new activities/events using your skills, experience and interests?

- Yes No

11. If you run a local business or work for an organisation or group, would you be interested in hiring the hall for any of the following? (tick any)

- | | |
|---|--|
| <input type="checkbox"/> Meetings | <input type="checkbox"/> Conferences |
| <input type="checkbox"/> Workshops | <input type="checkbox"/> Training sessions |
| <input type="checkbox"/> Office Party | |
| <input type="checkbox"/> Other (please tell us) _____ | |

12. What help might you be able to give as we progress with the project? (tick any)

- | | |
|---|---|
| <input type="checkbox"/> Help with fundraising events | <input type="checkbox"/> Help with finances |
| <input type="checkbox"/> Join committee and attend meetings | <input type="checkbox"/> Help with grant funding applications |
| <input type="checkbox"/> Word of mouth support | <input type="checkbox"/> Ideas to share to help the project |
| <input type="checkbox"/> Organising community events | <input type="checkbox"/> Building maintenance |
| <input type="checkbox"/> Publicity | <input type="checkbox"/> Get involved in the Acorn Group |
| <input type="checkbox"/> Marketing | |
| <input type="checkbox"/> Create or maintain website/Facebook/Twitter | |
| <input type="checkbox"/> Door to door distribution of materials | |
| <input type="checkbox"/> Help during building phase e.g. carpentry, plastering, painting, kitchen fitting – please tell us what practical help you could offer: _____ | |
| <input type="checkbox"/> Running a regular activity (please tell us) _____ | |
| <input type="checkbox"/> Other (please tell us) _____ | |

13. Would you miss the Village Hall if it wasn't there?

- Yes No

Your household

Please tell us a little bit about yourself and your household. This information will only be used to analyse the survey results. We will only keep your contact information if you have indicated that you would like to be kept informed about the new building project or be involved in the future.

14. Do you live in Sampford Brett? Yes No

15. How old are you?

- 0-14 15-24 25-34 35-44 45-54 55-64
 65-74 75-84 85+

16. Are you? Male Female

17. Please tell us the number of people living in your home, in each of the following age groups:

0-14	15-24	25-34	35-44	45-54	55-64	65-74	75-84	85+

CONTACT DETAILS (please tick at least one if providing your details)

Please enter me for the Prize Draw

I/we have offered to help in future and/or would like the Acorn Group to keep in touch

Name: _____

Address: _____

_____ Postcode: _____

Tel: _____ Email: _____

If you have other suggestions please use this box or continue on a separate sheet.

Thank you for completing the survey.

Please complete only ONE survey per household.

Surveys can also be completed online at:
www.surveymonkey.com/r/sampfordbrett

Completed forms/online surveys must be received by:

Friday 17th November 2017

Please post your completed paper survey in the envelope provided back to the Community Council for Somerset (CCS).

If more than one person in your household would like to complete the survey, they can photocopy this form (**but please mark it at the top of the form as a duplicate**), complete the survey online or contact CCS (details below).

Analysis of the results will be conducted by CCS who support people who live and work in Somerset communities. CCS is an independent charity and part of the national network of Rural Community Councils. **Your individual information will be treated as confidential and anonymous.** If you have indicated your wish to be kept informed about future developments at the end of this survey, your contact details will be passed to Sampford Brett Acorn Group. If you are a winner of the prize draw your contact details will be also be passed to this Committee, for the sole purpose of presenting your prize.



If you have any questions, please contact: CCS, Victoria House, Victoria Street, Taunton TA1 3JZ Tel: 01823 331222 Email: info@somerssetrcc.org.uk



Hall Hirer Survey Sampford Brett Village Hall



Have YOUR say about YOUR Village Hall and a chance to win £50! Closing date 17th November 2017

As you may know, our Village Hall is a prefabricated building, some 41 years old, currently estimated as having 10 to 15 years remaining serviceable life.

The Village Hall Management Committee (VHMC) is undertaking a review of the Hall to identify issues and opportunities concerning improvements needed or desired in the short, medium and long terms. Key to this work is an understanding of how the Hall is perceived and experienced by your group and everyone else in the community, so that we can form a specification for a programme of improvements, which could range from minor to major!

We've been successful in securing Big Lottery Funding for a feasibility stage to

- conduct a Technical Survey of the Hall so that we understand the challenges and timescales within which we have to operate
- conduct a survey of the groups who hire the Hall to understand your expectations
- conduct a survey of the Community to understand their expectations

The project is being taken forward by a set of volunteers called the Acorn Group ("... from small Acorns ...") and the broad plan is to conduct the feasibility stage, identify options and recommend one of these to the VHMC; this will then form the basis of a next stage of work, to plan and implement the selected option.

Your views are very important! Please take a few minutes to complete this questionnaire as without knowing what you expect from the hall, it will be difficult to ensure we procure the right solution. It would also be exciting to know who would like to be involved with the project as it progresses, and how.

As an inducement and to show how much we really do need you to take part, all completed questionnaires will be entered into a draw with a £50 cash prize!

Thank you in advance
Sampford Brett Acorn Group

Sampford Brett Village Hall is a registered charity (no. 268277)

Please tick the answers you think are relevant and add your own ideas if you wish.

1. Sampford Brett needs a high quality Village Hall for use by the whole community. To what extent do you agree or disagree that these facilities are needed?

- Strongly agree Disagree
 Agree Strongly disagree
 Neither agree nor disagree

Please tell us more _____

2. How often do you use Sampford Brett Village Hall?

- More than once a week Weekly Fortnightly Monthly Once a year
 I do not use the village hall Seasonally, please specify _____
 Other, please specify _____

3. What facilities/equipment do you think the improved Village Hall should have? (tick any that apply)

- Main hall Stage
 Kitchen WIFI
 Adequate parking Hearing loop
 Disabled Access Improved Heating and Ventilation
 Storage
 Other (please tell us) _____

4. What changes could be made to make Sampford Brett Village Hall better for your group or activity? (please continue on a separate sheet if needed)

5. Do you feel current hire charges are reasonable?

- Yes No
 Don't know
 Other (please tell us) _____

6. **What help might you be able to give as we progress with the project?** *(tick any that apply)*

- | | |
|--|--|
| <input type="checkbox"/> Help with fundraising events | <input type="checkbox"/> Help with grant funding applications |
| <input type="checkbox"/> Marketing/publicity | <input type="checkbox"/> Help with organising community events |
| <input type="checkbox"/> Word of mouth support | <input type="checkbox"/> Help with fundraising events |
| <input type="checkbox"/> Get involved in the Acorn Group | |
| <input type="checkbox"/> Other (please tell us)_____ | |

7. **Do you know of any other clubs or groups who might use the Village Hall in future if the building was modernised?**

- Yes No

Please tell us the club/group name and contact details_____

8. **Do you use the Sampford Brett Village Hall because of its location?**

- Yes No

9. **Would you miss the Village Hall if it wasn't there?** Yes No

10. Your Group

Please tell us a little bit about your group. This information will only be used to analyse the survey results. We will only keep your contact information if you have indicated that you would like to be kept informed about the Acorn Group's activities or be involved in the future.

What is the name of your group and its main activity? _____

Are the majority of your members based in Sampford Brett?

- Yes
 No
 Don't know

Where else do people in your group live?

- | | |
|---|-------------------------------------|
| <input type="checkbox"/> West Quantoxhead | <input type="checkbox"/> Bicknoller |
| <input type="checkbox"/> Stogumber | <input type="checkbox"/> Monksilver |
| <input type="checkbox"/> Vellow | <input type="checkbox"/> Williton |
| <input type="checkbox"/> Watchet | <input type="checkbox"/> Doniford |
| <input type="checkbox"/> Capton | <input type="checkbox"/> Weacombe |

Other_____

How many members in your user group currently use the Village Hall for your events? *(tick one)*

- Less than 10 10-25 26-50 51+ Other (please specify a number)_____

Please tell us the approximate numbers of members in the age groups below:

Under 11 years	11-16 years	17-20 years	21-40 years	41-60 years	61-75 years	75+ years

CONTACT DETAILS (please tick if providing your details)

- I have offered my help in future
 I would like the Acorn Group to keep in touch

Name: _____

Address: _____

_____ Postcode: _____

Tel: _____ Email: _____

If you have other suggestions please continue below or on a separate sheet.

Thank you for completing the survey.

Please complete only ONE survey per club/organisation.

Surveys can also be completed online at:
www.surveymonkey.co.uk/r/sampfordbrettgroups

**Completed forms/online surveys must be received by:
Friday 17th November 2017**

Please post your completed paper survey in the envelope provided back to the Community Council for Somerset (CCS).

Analysis of the results will be conducted by CCS who support people who live and work in Somerset communities. CCS is an independent charity and part of the national network of Rural Community Councils. **Your individual information will be treated as confidential and anonymous.** If you have indicated your wish to be kept informed about future developments at the end of this survey, your contact details will be passed to Sampford Brett Acorn Group. If you are a winner of the prize draw your contact details will be also be passed to this Committee, for the sole purpose of presenting your prize.



If you have any questions, please contact: CCS, Victoria House, Victoria Street, Taunton TA1 3JZ Tel: 01823 331222 Email: info@somersetcc.org.uk

Appendix 2 – Verbatim & end of survey ‘Additional Comments’

Where respondents have commented on multiple issues, comments are generally sorted according to the first aspect commented on

MAIN SURVEY

Q1 – NEED FOR A HIGH QUALITY VILLAGE HALL FOR SAMPFORD BRETT

Strongly agree and agree

As Sampford Brett has no shop, cafe or pub, the Village Hall is the sole secular meeting place.

It gives a heart to the Village.

The Village Hall is the heart of the Village, bringing people together.

It is important to maintain a sense of community, without the hall this would be much more difficult.

No pub, no shop, we need a community hub.

Chance for retired to get to feel part of the Village Ethos.

This is the only community place within the Village. We have no other public meeting places.

The current hall needs updating and upgrading to make it more amenable for holding events and to be a meeting place.

Modernising, updating heating, refurbishing in various rooms/toilets.

We're not sure it needs to be of the highest quality to be used by the community; just fit for purpose.

'High quality' is a subjective term. There certainly needs to be a safe, functioning and welcoming Village Hall at the heart of the Community.

Emphasis on high quality and welcoming with environmental aspects in mind. Ideally purchase orchard attached to car park so there is green space surrounding hall for outdoor use.

In the same location is the best place.

Neither agree nor disagree

The present Village Hall is not used enough to justify an expensive replacement.

Disagree

SB is a parish of 280 inhabitants of which approx. 40 are on Tower Hill, and despite occasional protestation, I don't believe that more than 2 people participate in Village events. After allowing for approx. 20 children, that leaves 220. With a ballpark replacement cost of £250k to £300k, that is a cost of £2,000 - £2,500 per adult before grants which seems a disproportionate sum. And that is particularly so when (a) Williton appears to be lottery funded for its pavilion / village hall (max 1 mile away) and (b) there must be a strong possibility of St Georges Church needing to close for want of a congregation. There will be a case for adopting this as a community building, which would conserve its history.

Q3 – ACTIVITIES

A 'pop-up' pub could provide some good social cohesion and spur for other activities as well as making some money for the community. Any form of 'cultural' event would be supported.

Badminton.

Bake/Cake sales.

Coffee morning.

Country Dancing. (2)

Crafts e.g. Powertex 3D artwork.

Dancing if the floor was wood and not the current carpet, U3A or similar WEA, Calligraphy, history, literature, music.
Drop in morning coffee. We have a lot of mothers in the village as well as being a place to meet others.
Evening activities.
Exercise – Pilates.
Folk dancing.
Grandparent support group would have been of help.
Handy crafts (sewing and the like).
If facilities were adequate might be able to hold NADFAS lectures.
Jumble sales, quiz, amateur rep.
Natural history (wildlife, birds, plants, wildlife gardening), Pilates, Yoga, Local produce sale/market, darts, scrabble, mahjong.
Painting group.
Potential groups for families, Arts and crafts/Textiles but not painting.
The SB Action Group has a good mix and number of events.
Yoga class, dance class, aerobic exercises.
Yoga, Pilates, Christmas Fayre.

Q5 – LIKELIHOOD OF ATTENDING ACTIVITIES/EVENTS AT THE VILLAGE HALL

Better Chairs.
Better facilities for showing illustrations i.e. large screen, Wi-Fi.
Bigger hall with stage.
Calligraphy, U3A, history, literature, art classes, music appreciation, WEA.
Lighting is particularly flat and harsh - option for more ambient lighting would make the space more suitable for some events.
More comfortable seating.
More homely and comfortable with garden/green space.
Only in the village infrequently so none of the above are obstacles.
Possibly a sound system.
The hall suffers from poor acoustics particularly when large numbers are present. Wi-Fi would allow access to what are now considered fundamental communications services.
The kitchen is very basic. There is no serving hatch to the hall and not enough space for development of cooking for events or drop in coffee.
Too noisy when hall full.
Trips to Exmoor and other places organised.
Very noisy when even a moderate amount of occupation.
We would attend many more activities if my elderly mother was willing - she cannot be left alone owing to confusion and cognition and physical limitations.
Work shifts so difficult to attend regularly at times.

Q7 – ACTIVITIES/GROUPS OUTSIDE THE VILLAGE

Aikido, Bellringing (additional), Theatre, Crowcombe cinema, Social dining.
Arts Society Cheddon Fitzpaine, Valley lunch Monksilver, Social evenings at Bicknoller.
Bicknoller Social club, Valley lunch - ENM Hall Monksilver.
Church bell ringing, handbell groups.

Cinema at Watchet or Crowcombe (need a sitter for Mum), Memory cafe and singing for the brain at Alcombe (with Mum).

Cinema in Watchet.

Cinema, talks, dance performances.

Community Cinema, Farmers meetings.

Country dancing, craft.

Craft, Pilates, book club.

Craft/Antique fairs, Pantomimes, Art Exhibitions.

Dance, work, church activities (Minehead), golf, social.

Dancing.

Drama groups, choirs.

Duplicate bridge, Bridge class, Pilates and Scottish Country dancing.

Exercise classes, cinema visits.

Exercise classes, Yoga.

Family parties (Easter/Christmas).

Golf, model flying, luncheons, bowling.

Horse riding, Art class, swimming & yoga (all child, none adult).

Local book club, Minehead exercise/yoga classes, Minehead/Williton toddler groups.

Lunch clubs, fetes, films, local rep.

Luncheon Club at E.M.N Hall.

Music groups.

Music on the Quantocks concerts, NADFAS lectures anywhere in Somerset.

NADFAS.

Pilates.

Pilates classes, Dog training (ringcraft), dog shows.

Pilates, Craft sales.

Pilates, Scottish dancing, country dancing, Quiz, WI, Jive dancing.

Quiz teams, skittles, golf, boules, theatre, cinema, swimming, pub, restaurants, coffee shop, choir, history society.

Scottish dancing, social club, U3A, gym, tennis, walking, environmental interests/talks (e.g. Exmoor Natural History Society), films at Watchet and Crowcombe. LETS (Local Exchange Trading Scheme).

Scouting events (National & Berkshire, Oxon & Wilts).

Skittles, swimming.

Snooker, golf, swimming, brunches.

Social events, Concerts, Clay pigeon shooting, swimming.

Swimming, Taunton, Yoga Minehead.

U3A Minehead, Painting Carhampton, Sewing Minehead.

U3A, Probus, Walking club.

Very few now, transport difficult.

WI, Walking group, painting class/courses.

Women's section Royal British Legion, Good neighbours Williton.

None. (7)

None currently as most involve driving to Minehead, Wellington etc.

Q8 – BARRIERS TO ATTENDING ACTIVITY AT SAMPFORD BRETT VILLAGE HALL

Already established prior to moving to SB.

Dates/times do not fit with work.

Don't live in the Village so do not see activities advertised.

Mostly school organised, no pool, no horses.

Not told what is on and mostly in day time.

On the whole most activities not in the village, especially theatre and social clubs.

Pilates at Monksilver very good leader for my medical issues, Scottish Dancing only at Crowcombe.

Second home.

Sewing groups - waiting list.

Socially more going on outside the village.

Time.

Q9 – LIKELIHOOD OF HIRING THE HALL

As no playground as grandchildren get older will want to hire hall as an indoor venue for play.

Did hire it several years ago for baby shower party.

Musical.

Tea & cakes on completion of walk, birthday party.

Would attend the above, hired in the past for Auction of Promises.

Q12 – HELP WITH THE PROJECT - see all details in Appendix 4

Electrical work and painting.

General DIY.

General DIY skills and aptitudes.

Make the tea.

Painting and kitchen fitting.

Perhaps - husband IT based if needed.

Practical skill, however a no good back at 81 years.

Time taken to raise money.

Would continue to do financial administration, but not as part of management team, in particular not doing financial planning, risk management and insurance.

ADDITIONAL COMMENTS

Hall refurbishment

Current Hall needs improving pending replacement.

While it would be good to have improved facilities, I am aware that these run the risk of increased financial commitment to maintain them. Cinema screenings would be nice, but I suspect that with Williton and Crowcombe already doing them, this isn't realistic.

The main areas are that the flooring in the hall makes it not viable for many sporting or dancing activities. Carpet is not appropriate. More activities to encourage people to meet and support each other would be good.

Cannot see why the current building is considered to have such a short life span. Will help with maintenance if needed.

Consider architect to design.

I would not miss the Hall but others would who use it as a means to see people, a form of communication hub. Have you tried the Hinkley CIM funding for communities?

I would not miss the Hall but I regard it as essential for many others in the Village. I still work in [location removed – but out of the South West region] most weeks so it is less important to me at present. I would be reluctant to expend effort or funding on improvements to the existing building which is intrinsically unsatisfactory and requires replacement. If additional land could be purchased adjacent to the Village Hall (from the garden of the Old School House) a more satisfactory building might become possible.

Currently would not miss the Hall if it wasn't there.

Activities

Film nights/afternoons for children in the winter at weekends.

Also attend Gardening club, used as Polling station, use hall when part of a larger event e.g. Summer Fair. Currently our other commitments mean that our free time to support is limited. However, we would like to help/support where we can.

Also attend Soup kitchen and garden club. I think a vibrant Village Hall is essential for the well-being of the Village. A coming together place for me a 'must have'.

Also attended Village Show, Soup club, welcome evening, garage sale. I make soup for soup club but am limited owing to Mum commitments.

Also attend Soup Club, Concert. We will be too old when new centre is built!

Other comments

Might it be 'better' to place more weight on the requirements of the middle/lower age groups: the highest age groups might not be here in 10-15 years time!

How about a village bench? A village bus to Minehead and back. Bookings made in Village Hall once a month.

Should I win the Prize Draw, please donate it to the Village Hall. (2)

Sorry cannot help. Senior citizen.

EXISTING USER GROUPS SURVEY

Q1 – NEED FOR A HIGH QUALITY VILLAGE HALL FOR SAMPFORD BRETT

A good facility will attract new groups providing entertainment/ activity for our community. Also, it will give groups already meeting a more accessible and environmentally friendly accommodation.

The Hall (and church) are the glue that holds the village together.

The existing hall needs an extensive overhaul to meet the disabled act.

Q2 – FREQUENCY OF USE

September to December, January to May.

When our venue is engaged.

Christmas and March.

September to April.

Seasonally - October to April.

Quarterly.

November to April.

Q3 – FACILITIES NEEDED IN REFURBISHED VILLAGE HALL – ‘OTHER’ SUGGESTIONS

PA system.

PA System, disabled toilet, projector and screen.

Acoustics. Many of our members have some hearing loss which is magnified by the poor quality of sound in the hall.

Comfortable seating. Good acoustics. Floor suitable for aerobics etc. Room divider.

Permanently ceiling mounted digital projector capable of being used by any visiting laptop computer.

Adequate toilets.

Fridge Freezer.

Q4 – CHANGES NEEDED TO MAKE CURRENT BETTER FOR YOUR GROUP'S ACTIVITY

More efficient heating.

Ideally the Hall should be higher internally to improve both the heating system and the acoustics. (Presuming that an improved hall must be on the same restricted site: must it be flanked by passages either side? Could it be extended over the passage on the North side?).

Improved heating which keeps the hall at a constant temperature rather than fluctuates between hot and cold. To include double glazing. Improve acoustics which enables all sounds to be heard clearly and not distorted by background noise. Toilets modernised so that they are warm, comfortable, accessible to all and have a full range of amenities. Kitchen is modernised to include a 15 minute dishwasher for speedy clear up and easily accessible hot water. Easily accessible storage which is well designed so that each club can store equipment securely. Ideally, a small group room for committee meeting which means the main area of the hall can be used at the same time. Entrance to hall for disabled more accessible

Renew the Clavinova - now over 30 years old. An excellent high quality PA system.

Improved acoustics, heating, flooring.

The carpet makes it difficult to dance on. It may keep the hall warm as insulation but not good for a dance venue. A good cushion flooring might be better.

Kitchen needs to be bigger and better equipped. Catering is possible but difficult for large events. Acoustics are poor, people with hearing difficulties can't follow what's going on. Small meetings would be more welcoming if held in 'half' the hall.

Bigger kitchen, dishwasher.

Display rails for Exhibitions etc.

Flat entrance for elderly and disabled. More storage space.

None.

Q5 – HIRE CHARGES – ‘OTHER’ COMMENTS

Could be higher.

Q6 – HELP WITH THE PROJECT – see details in Appendix 4

Pathways.

ADDITIONAL COMMENTS

Without the use of the village hall there would be no gardening club. This would be a great sadness to many of our members and the rest of the community who enjoy the annual village show organised by the club.

Members of the PCC excludes events organised by Parish Council e.g. Village Welcome meeting.

Group not meeting at present as of 10-11-17.

The group has had to close due to members moving away and illness.

Appendix 3 – Full survey results tables

MAIN SURVEY

Q1. Sampford Brett needs a high quality Village Hall for use by the whole community. To what extent do you agree or disagree that these facilities are needed? (please tick one)

Answer Choices	Response Percent	Response Count
Strongly Agree	45.2%	28
Agree	48.4%	30
Neither agree or disagree	4.8%	3
Disagree	1.6%	1
Strongly disagree	0.0%	0
No opinion	0.0%	0
Please tell us more		15

Answered 62

Skipped 1

Q2. How often do you use the Village Hall?

Answer Choices	Response Percent	Response Count
Weekly	36.1%	22
Monthly	16.4%	10
Quarterly	14.8%	9
Twice a year	18.0%	11
Once a year	3.3%	2
I do not use the Village Hall	6.6%	4
Please tell us more	4.9%	3

Answered 61

Skipped 2

Q3. In the last year, have you hired or been to an event in the Village Hall? (Please tick all that apply)

Answer Choices	Hired	Attended
Plant and Cake Sales	2	29
Church Functions (harvest suppers, drinks after Carols etc.)	4	25
Committee Meetings	2	24
Choir Concerts	1	24

Coffee Mornings	1	16
Private Parties	5	12
Exercise Classes	1	12
Funeral Teas	1	5
Wedding Receptions	0	3
Craft group	1	2
Morris Men	0	2
Farmers Meetings	0	0

Answered
Skipped

Q4. What types of activities would you or someone in your household be interested in attending at the Village Hall? (tick any)

Answer Choices	Response Percent	Response Count
Exhibitions/shows e.g flower/craft show	55.0%	33
Gardening club	45.0%	27
Community cinema	43.3%	26
Social events/clubs (tell us below)	40.0%	24
Performing Arts: Music, Drama	40.0%	24
Social club/Pop up pub	38.3%	23
Exercise/fitness classes (tell us below)	36.7%	22
Lunch Club	35.0%	21
Library/book/jigsaw swap	26.7%	16
Arts and Crafts (tell us below)	21.7%	13
Table Tennis club	20.0%	12
Health and Wellbeing	20.0%	12
Adult education classes (tell us below)	15.0%	9
Information Technology	15.0%	9
Senior citizen's group	10.0%	6
Chiropody	10.0%	6
Short mat bowling	6.7%	4
After school activities (primary age)	3.3%	2
Hair Salon	3.3%	2
Parent/childminder support group	1.7%	1
Youth club	1.7%	1
Baby/ toddler activities	0.0%	0
After school club (11-14s)	0.0%	0
Other (please tell us)	36.7%	22

Answered 60
Skipped 3

Q5. What would make you more likely to attend activities/events at the Village Hall (tick any)

Answer Choices	Response Percent	Response Count
Activities of interest	53.5%	31
More whole community events e.g. fete	36.2%	21
Better acoustics	34.5%	20
Improved heating	24.1%	14
Better Kitchen facilities	22.4%	13
Nothing, I attend plenty	20.7%	12
Better publicity of activities/events	13.8%	8
Better lighting	12.1%	7
Adequate parking	10.3%	6
Access for disabled people	8.6%	5
Wi-Fi	6.9%	4
Better mobile signal	3.5%	2
Please tell us more		16

Answered 58
Skipped 5

Q6. Thinking about activities in the Hall, what days and times suit you best to attend events? (tick any)

Answer Choices	Monday-Friday		Saturday		Sunday		Response Count
Mornings	71.4%	25	57.1%	20	28.6%	10	35
Afternoons	70.3%	26	70.3%	26	43.2%	16	37
Evenings	89.2%	33	64.9%	24	37.8%	14	37

Answered 54
Skipped 9

Q7. What activities/groups do you attend outside the village?

Answered	50
Skipped	13

Q8. What prevents you from attending this kind of activity in Sampford Brett?

Answer Choices	Response Percent	Response Count
No activity of this type in the village	73.2%	30
Facilities are better elsewhere	24.4%	10
Venue is not suitable	14.6%	6
Prefer to attend activities outside the village	4.9%	2
Too expensive	0.0%	0
Other	26.8%	11
	Answered	41
	Skipped	22

Q9. Would you be likely to hire the Village Hall for any of the following?

Answer Choices	Response Percent	Response Count
Private functions	71.8%	28
Fundraising events: jumble sales, fete etc	33.3%	13
Other (please tell us)	23.1%	9
	Answered	39
	Skipped	24

Q10. Would you be willing to run, or help to run, new activities/events using your skills, experience and interests?

Answer Choices	Response Percent	Response Count
Yes	43.4%	23
No	56.6%	30
	Answered	53
	Skipped	10

Q11. If you run a local business or work for a local organisation or group, would you be interested in hiring the Hall for any of the following? (tick any)

Answer Choices	Response Percent	Response Count
Training Sessions	33.3%	1
Conferences	0.0%	0
Meetings	0.0%	0
Office Party	0.0%	0
Workshops	0.0%	0
Other (please tell us)	66.7%	1

Answered	2
Skipped	61

Q12. What help might you be able to give as we progress with the project? (tick any)

Answer Choices	Response Percent	Response Count
Help with fundraising events	50.0%	24
Join committee and attend meetings	12.5%	6
Word of mouth support	60.4%	29
Organising community events	10.4%	5
Publicity	6.3%	3
Marketing	4.2%	2
Create or maintain website/Facebook/Twitter	4.2%	2
Door to door distribution of materials	52.1%	25
Help during building phase e.g carpentry, plastering, painting, kitchen fitting - please tell us what practical help you could offer	12.5%	6
Running a regular activity (please tell us)	2.1%	1
Help with finances	2.1%	1
Help with grant funding applications	2.1%	1
Ideas to share to help the project	16.7%	8
Building maintenance	6.3%	3
Get involved in the Acorn Group	8.3%	4
Other (please tell us)	18.8%	9
	Answered	48
	Skipped	15

Q13. Would you miss the Village Hall if it wasn't there?

Answer Choices	Response Percent	Response Count
Yes	82.5%	52
No	25.4%	16
	Answered	63
	Skipped	0

Q14. Do you live in Sampford Brett?

Answer Choices	Response Percent	Response Count
Yes	92.1%	58
No	7.9%	5
	Answered	63
	Skipped	0

Q15. How old are you?

Answer Choices	Response Percent	Response Count
0-14	0.00%	0
15-24	0.0%	0
25-34	1.6%	1
35-44	1.6%	1
45-54	14.3%	9
55-64	20.6%	13
65-74	27.0%	17
75-84	22.2%	14
85+	12.7%	8
	Answered	63
	Skipped	0

Q16. Are you?

Answer Choices	Response Percent	Response Count
Female	55.0%	33
Male	33.3%	20
Couple	11.7%	7
	Answered	60
	Skipped	3

Q17. Please tell us the number of people living in your home, in each of the following age groups:

Answer Choices	Response Total	Response Count
0-14 years	5	3
15-24 years	1	1
25-34 years	4	4
35-44 years	4	3
45-54 years	13	9
55-64 years	25	16
65-74 years	27	19
75-84 years	21	15
85+ years	10	9
	Answered	61
	Skipped	2

Q18. CONTACT DETAILS (please tick if providing your details)

Answer Choices	Response Percent	Response Count
Please enter me for the Prize Draw	93.8%	45
I/we have offered to help in future and/or would like the Acorn Group to keep in touch	50.0%	24
	Answered	48
	Skipped	15

Q19. If you have other suggestions please add them below

Answered	18
Skipped	45

USER GROUPS SURVEY

Q1. Sampford Brett needs a high quality Village Hall for use by the whole community. To what extent do you agree or disagree that these facilities are needed?

Answer Choices	Response Percent	Response Count
Strongly Agree	78.6%	11
Agree	21.4%	3
Neither agree or disagree	0.0%	0
Disagree	0.0%	0
Strongly disagree	0.0%	0
No opinion	0.0%	0
Please tell us more		3
Answered		14
Skipped		0

Q2. How often do you use Sampford Brett Village Hall?

Answer Choices	Response Percent	Response Count
More than once a week	14.3%	2
Weekly	14.3%	2
Fortnightly	14.3%	2
Monthly	21.4%	3
Once a year	0.0%	0
I do not use the Village Hall	0.0%	0
Seasonally, please specify below	35.7%	5
Answered		14
Skipped		0

Q3. What facilities/equipment do you think the improved Village Hall should have? (tick any that apply)

Answer Choices	Response Percent	Response Count
Main hall	100.0%	13
Kitchen	100.0%	13
Adequate Parking	92.3%	12
Disabled Access	92.3%	12
Improved Heating and Ventilation	92.3%	12

Storage	84.6%	11
Hearing Loop	61.5%	8
WiFi	53.9%	7
Stage	7.7%	1
Other (please tell us)	53.9%	7
	Answered	13
	Skipped	1

Q4. What changes could be made to make Sampford Brett Village Hall better for your group or activity?

Answered	11
Skipped	3

Q5. Do you feel current hire charges are reasonable?

Answer Choices	Response Percent	Response Count
Yes	100.0%	14
No	0.0%	0
Don't know	0.0%	0
Other (please tell us)	7.1%	1
Answered		14
Skipped		0

Q6. What help might you be able to give as we progress with the project? (tick any that apply)

Answer Choices	Response Percent	Response Count
Word of mouth support	83.3%	10
Help with fundraising events	75.0%	9
Help with organising community events	33.3%	4
Marketing/publicity	16.7%	2
Help with fundraising events	16.7%	2
Get involved in the Acorn Group	8.3%	1
Help with grant funding applications	8.3%	1
Other (please tell us)	8.3%	1
Answered		12
Skipped		2

Q7. Do you know of any other clubs or groups who might use the Village Hall in future if the building was modernised?

Answer Choices	Response Percent	Response Count
Yes	0.0%	0
No	100.0%	10
Please tell us the club/group name and contact details		2
Answered		10
Skipped		4

Q8. Do you use the Sampford Brett Village Hall because of its location?

Answer Choices	Response Percent	Response Count
Yes	100.0%	13
No	0.0%	0

Answered 13
Skipped 1

Q9. Would you miss the Village Hall if it wasn't there?

Answer Choices	Response Percent	Response Count
Yes	92.9%	13
No	7.1%	1
Answered		14
Skipped		0

Q10. What is the name of your group and its main activity?

Answer Choices	Response Percent	Response Count
Group name	100.0%	14
Main activity	21.4%	3
Answered		14
Skipped		0

Q11. Are the majority of your members based in Sampford Brett?

Answer Choices	Response Percent	Response Count
Yes	66.7%	8
No	33.3%	4
Don't know	0.0%	0
Answered		12
Skipped		2

Q12. Where else do people in your group live?

Answer Choices	Response Percent	Response Count
West Quantoxhead	25.0%	3
Stogumber	33.3%	4
Vellow	0.0%	0
Watchet	25.0%	3
Capton	8.3%	1
Bicknoller	66.7%	8
Monksilver	16.7%	2
Williton	83.3%	10

Doniford	0.0%	0
Weacombe	8.3%	1
Other (please specify)	50.0%	6
Answered		12
Skipped		2

Q13. How many members in your user group currently use the Village Hall for your events?

Answer Choices	Response Percent	Response Count
Less than 10	23.1%	3
10-25	46.2%	7
26-50	30.8%	4
51+	0.0%	0
Other (please specify a number)	0.0%	0
Answered		14
Skipped		0

Q14. CONTACT DETAILS (please tick if providing your details)

Answer Choices	Response Percent	Response Count
I have offered my help in future	40.0%	2
I would like the Acorn Group to keep in touch	80.0%	4
Answered		5
Skipped		9

Q15. Please tell us the approximate numbers of members in the age groups below:

Answer Choices	Response Total	Response Count
Under 11 years	2	1
11-16 years	0	0
17-20 years	0	0
21-40 years	0	0
41-60 years	27	9
61-75 years	121	13
75+ years	85	9
Answered		13
Skipped		1

Q16. Please enter your details

Answer Choices	Response Percent	Response Count
Name:	90.0%	9
Company:	0.0%	0
Address:	70.0%	7
Address 2:	0.0%	0
City/Town:	0.0%	0
State/Province:	0.0%	0
Post Code:	80.0%	8
Country:	0.0%	0
Telephone:	80.0%	8
Email:	60.0%	6
	Answered	10
	Skipped	4

Q17. Additional comments

Answered	4
Skipped	10